


ACACOYAGUA
CALENDARIO DE INGRESOS ESTIMADOS PARA EL EJERCICIO 2023

Concepto	ANUAL	ENERO	FEBRERO	MARZO	ABRIL	MAYO	JUNIO	JULIO	AGOSTO	SEPTIEMBRE	OCTUBRE	NOVIEMBRE	DICIEMBRE
TOTAL	\$91,308,565.99	\$9,794,252.10	\$9,930,770.87	\$9,148,733.21	\$9,799,306.51	\$9,245,249.00	\$9,227,455.08	\$9,226,955.08	\$9,228,455.08	\$6,800,895.08	\$3,724,854.08	\$2,435,539.08	\$2,746,100.82
IMPUESTOS	\$678,093.33	\$411,683.00	\$91,864.00	\$35,666.00	\$5,002.00	\$16,734.79	\$16,734.79	\$16,734.79	\$16,734.79	\$16,734.79	\$16,734.79	\$16,734.79	\$16,734.80
IMPUESTOS SOBRE LOS INGRESOS	\$0.00	\$0.00	\$0.00	\$0.00	\$0.00	\$0.00	\$0.00	\$0.00	\$0.00	\$0.00	\$0.00	\$0.00	\$0.00
DIVERSIONES Y ESPECTACULOS PÚBLICOS	\$0.00	\$0.00	\$0.00	\$0.00	\$0.00	\$0.00	\$0.00	\$0.00	\$0.00	\$0.00	\$0.00	\$0.00	\$0.00
IMPUESTOS SOBRE EL PATRIMONIO	\$678,093.33	\$411,683.00	\$91,864.00	\$35,666.00	\$5,002.00	\$16,734.79	\$16,734.79	\$16,734.79	\$16,734.79	\$16,734.79	\$16,734.79	\$16,734.79	\$16,734.80
PREDIAL	\$559,172.00	\$407,324.00	\$88,706.00	\$27,789.00	\$3,893.00	\$3,932.50	\$3,932.50	\$3,932.50	\$3,932.50	\$3,932.50	\$3,932.50	\$3,932.50	\$3,932.50
TRASLACIÓN DE DOMINIO DE BIENES INMUEBLES	\$56,785.33	\$0.00	\$0.00	\$5,131.00	\$0.00	\$6,456.79	\$6,456.79	\$6,456.79	\$6,456.79	\$6,456.79	\$6,456.79	\$6,456.79	\$6,456.80
SOBRE FRACCIONAMIENTOS	\$0.00	\$0.00	\$0.00	\$0.00	\$0.00	\$0.00	\$0.00	\$0.00	\$0.00	\$0.00	\$0.00	\$0.00	\$0.00
SOBRE CONDOMINIOS	\$0.00	\$0.00	\$0.00	\$0.00	\$0.00	\$0.00	\$0.00	\$0.00	\$0.00	\$0.00	\$0.00	\$0.00	\$0.00
SUSTITUTIVO DE ESTACIONAMIENTOS	\$0.00	\$0.00	\$0.00	\$0.00	\$0.00	\$0.00	\$0.00	\$0.00	\$0.00	\$0.00	\$0.00	\$0.00	\$0.00
REZAGOS O RECARGOS DE IMPUESTOS	\$62,136.00	\$4,359.00	\$3,158.00	\$2,746.00	\$1,109.00	\$6,345.50	\$6,345.50	\$6,345.50	\$6,345.50	\$6,345.50	\$6,345.50	\$6,345.50	\$6,345.50
OTROS IMPUESTOS	\$0.00	\$0.00	\$0.00	\$0.00	\$0.00	\$0.00	\$0.00	\$0.00	\$0.00	\$0.00	\$0.00	\$0.00	\$0.00
OTROS	\$0.00	\$0.00	\$0.00	\$0.00	\$0.00	\$0.00	\$0.00	\$0.00	\$0.00	\$0.00	\$0.00	\$0.00	\$0.00
CONTRIBUCIONES DE MEJORAS	\$0.00	\$0.00	\$0.00	\$0.00	\$0.00	\$0.00	\$0.00	\$0.00	\$0.00	\$0.00	\$0.00	\$0.00	\$0.00
CONTRIBUCIONES DE MEJORAS POR OBRAS PÚBLICAS	\$0.00	\$0.00	\$0.00	\$0.00	\$0.00	\$0.00	\$0.00	\$0.00	\$0.00	\$0.00	\$0.00	\$0.00	\$0.00
TUBERÍAS DE AGUA POTABLE	\$0.00	\$0.00	\$0.00	\$0.00	\$0.00	\$0.00	\$0.00	\$0.00	\$0.00	\$0.00	\$0.00	\$0.00	\$0.00
DRENAJE Y ALCANTARILLADO	\$0.00	\$0.00	\$0.00	\$0.00	\$0.00	\$0.00	\$0.00	\$0.00	\$0.00	\$0.00	\$0.00	\$0.00	\$0.00
BANQUETAS Y GUARNICIONES	\$0.00	\$0.00	\$0.00	\$0.00	\$0.00	\$0.00	\$0.00	\$0.00	\$0.00	\$0.00	\$0.00	\$0.00	\$0.00
PAVIMENTO EN VÍA PÚBLICA	\$0.00	\$0.00	\$0.00	\$0.00	\$0.00	\$0.00	\$0.00	\$0.00	\$0.00	\$0.00	\$0.00	\$0.00	\$0.00
ALUMBRADO	\$0.00	\$0.00	\$0.00	\$0.00	\$0.00	\$0.00	\$0.00	\$0.00	\$0.00	\$0.00	\$0.00	\$0.00	\$0.00
OBRAS DE INFRAESTRUCTURA VIAL	\$0.00	\$0.00	\$0.00	\$0.00	\$0.00	\$0.00	\$0.00	\$0.00	\$0.00	\$0.00	\$0.00	\$0.00	\$0.00
OTRAS CONTRIBUCIONES	\$0.00	\$0.00	\$0.00	\$0.00	\$0.00	\$0.00	\$0.00	\$0.00	\$0.00	\$0.00	\$0.00	\$0.00	\$0.00
DERECHOS	\$733,398.67	\$145,553.00	\$54,355.00	\$81,170.00	\$64,530.00	\$48,473.82	\$48,473.82	\$48,473.82	\$48,473.82	\$48,473.82	\$48,473.82	\$48,473.82	\$48,473.93
DERECHOS POR EL USO, GOCE, APROVECHAMIENTO O EXPLOTACIÓN DE BIENES DE DOMINIO PÚBLICO	\$132,868.00	\$9,703.00	\$5,965.00	\$26,570.00	\$16,515.00	\$9,264.37	\$9,264.37	\$9,264.37	\$9,264.37	\$9,264.37	\$9,264.37	\$9,264.37	\$9,264.41
USO O TENENCIA DE ANUNCIOS EN VÍA PÚBLICA	\$0.00	\$0.00	\$0.00	\$0.00	\$0.00	\$0.00	\$0.00	\$0.00	\$0.00	\$0.00	\$0.00	\$0.00	\$0.00
MERCADOS PÚBLICOS Y CENTRALES DE ABASTO	\$132,868.00	\$9,703.00	\$5,965.00	\$26,570.00	\$16,515.00	\$9,264.37	\$9,264.37	\$9,264.37	\$9,264.37	\$9,264.37	\$9,264.37	\$9,264.37	\$9,264.41
ESTACIONAMIENTO EN LA VÍA PÚBLICA	\$0.00	\$0.00	\$0.00	\$0.00	\$0.00	\$0.00	\$0.00	\$0.00	\$0.00	\$0.00	\$0.00	\$0.00	\$0.00

Fecha: 11/05/2023



TESORERÍA



PRESIDENCIA MUNICIPAL


ACACOYAGUA
CALENDARIO DE INGRESOS ESTIMADOS PARA EL EJERCICIO 2023

Concepto	ANUAL	ENERO	FEBRERO	MARZO	ABRIL	MAYO	JUNIO	JULIO	AGOSTO	SEPTIEMBRE	OCTUBRE	NOVIEMBRE	DICIEMBRE
DERECHOS A LOS HIDROCARBUROS	\$0.00	\$0.00	\$0.00	\$0.00	\$0.00	\$0.00	\$0.00	\$0.00	\$0.00	\$0.00	\$0.00	\$0.00	\$0.00
POR EXTRACCIÓN DE PETRÓLEO CRUDO	\$0.00	\$0.00	\$0.00	\$0.00	\$0.00	\$0.00	\$0.00	\$0.00	\$0.00	\$0.00	\$0.00	\$0.00	\$0.00
DERECHOS POR PRESTACIÓN DE SERVICIOS	\$153,770.67	\$27,825.00	\$16,290.00	\$20,900.00	\$11,555.00	\$9,650.08	\$9,650.08	\$9,650.08	\$9,650.08	\$9,650.08	\$9,650.08	\$9,650.08	\$9,650.11
SERVICIOS PÚBLICOS DE PANTEONES	\$13,200.00	\$850.00	\$750.00	\$650.00	\$150.00	\$1,350.00	\$1,350.00	\$1,350.00	\$1,350.00	\$1,350.00	\$1,350.00	\$1,350.00	\$1,350.00
RASTROS PÚBLICOS	\$0.00	\$0.00	\$0.00	\$0.00	\$0.00	\$0.00	\$0.00	\$0.00	\$0.00	\$0.00	\$0.00	\$0.00	\$0.00
SERVICIOS PÚBLICOS DE AGUA POTABLE Y ALCANTARILLADO	\$140,570.67	\$26,975.00	\$15,540.00	\$20,250.00	\$11,405.00	\$8,300.08	\$8,300.08	\$8,300.08	\$8,300.08	\$8,300.08	\$8,300.08	\$8,300.08	\$8,300.11
LIMPIEZA DE LOTES BALDÍOS	\$0.00	\$0.00	\$0.00	\$0.00	\$0.00	\$0.00	\$0.00	\$0.00	\$0.00	\$0.00	\$0.00	\$0.00	\$0.00
ASEO PÚBLICO	\$0.00	\$0.00	\$0.00	\$0.00	\$0.00	\$0.00	\$0.00	\$0.00	\$0.00	\$0.00	\$0.00	\$0.00	\$0.00
INSPECCIÓN SANITARIA	\$0.00	\$0.00	\$0.00	\$0.00	\$0.00	\$0.00	\$0.00	\$0.00	\$0.00	\$0.00	\$0.00	\$0.00	\$0.00
OTROS DERECHOS	\$446,760.00	\$108,025.00	\$32,100.00	\$33,700.00	\$36,460.00	\$29,559.37	\$29,559.37	\$29,559.37	\$29,559.37	\$29,559.37	\$29,559.37	\$29,559.37	\$29,559.41
LICENCIAS	\$184,380.00	\$94,365.00	\$14,500.00	\$8,500.00	\$4,500.00	\$7,814.37	\$7,814.37	\$7,814.37	\$7,814.37	\$7,814.37	\$7,814.37	\$7,814.37	\$7,814.41
LICENCIAS, PERMISOS PARA CONSTRUCCIÓN Y OTROS	\$159,540.00	\$4,500.00	\$4,350.00	\$13,000.00	\$24,880.00	\$14,101.25	\$14,101.25	\$14,101.25	\$14,101.25	\$14,101.25	\$14,101.25	\$14,101.25	\$14,101.25
CERTIFICACIONES Y CONSTANCIAS	\$102,840.00	\$9,160.00	\$13,250.00	\$12,200.00	\$7,080.00	\$7,643.75	\$7,643.75	\$7,643.75	\$7,643.75	\$7,643.75	\$7,643.75	\$7,643.75	\$7,643.75
OTROS DERECHOS	\$0.00	\$0.00	\$0.00	\$0.00	\$0.00	\$0.00	\$0.00	\$0.00	\$0.00	\$0.00	\$0.00	\$0.00	\$0.00
ACCESORIOS DE DERECHOS	\$0.00	\$0.00	\$0.00	\$0.00	\$0.00	\$0.00	\$0.00	\$0.00	\$0.00	\$0.00	\$0.00	\$0.00	\$0.00
REZAGOS O RECARGOS DE DERECHOS	\$0.00	\$0.00	\$0.00	\$0.00	\$0.00	\$0.00	\$0.00	\$0.00	\$0.00	\$0.00	\$0.00	\$0.00	\$0.00
PRODUCTOS	\$7,379.97	\$442.96	\$480.39	\$753.05	\$675.00	\$628.57	\$628.57	\$628.57	\$628.57	\$628.57	\$628.57	\$628.57	\$628.58
PRODUCTOS DE TIPO CORRIENTE	\$7,379.97	\$442.96	\$480.39	\$753.05	\$675.00	\$628.57	\$628.57	\$628.57	\$628.57	\$628.57	\$628.57	\$628.57	\$628.58
PRODUCTOS DERIVADOS DEL USO Y APROVECHAMIENTO DE BIENES NO SUJETOS A RÉGIMEN DE DOMINIO PÚBLICO	\$0.00	\$0.00	\$0.00	\$0.00	\$0.00	\$0.00	\$0.00	\$0.00	\$0.00	\$0.00	\$0.00	\$0.00	\$0.00
PRODUCTOS DE BIENES MUEBLES E INMUEBLES (ARRENDAMIENTO)	\$0.00	\$0.00	\$0.00	\$0.00	\$0.00	\$0.00	\$0.00	\$0.00	\$0.00	\$0.00	\$0.00	\$0.00	\$0.00
PRODUCTOS DE ESTACIONAMIENTOS PÚBLICOS MUNICIPALES	\$0.00	\$0.00	\$0.00	\$0.00	\$0.00	\$0.00	\$0.00	\$0.00	\$0.00	\$0.00	\$0.00	\$0.00	\$0.00
ENAJENACIÓN DE BIENES MUEBLES NO SUJETOS A SER INVENTARIADOS	\$0.00	\$0.00	\$0.00	\$0.00	\$0.00	\$0.00	\$0.00	\$0.00	\$0.00	\$0.00	\$0.00	\$0.00	\$0.00
PRODUCTOS DE BIENES MUEBLES E INMUEBLES (ENAJENACIÓN)	\$0.00	\$0.00	\$0.00	\$0.00	\$0.00	\$0.00	\$0.00	\$0.00	\$0.00	\$0.00	\$0.00	\$0.00	\$0.00

Fecha: 11/05/2023



TESORERÍA



PRESIDENCIA MUNICIPAL

ACACOYAGUA
CALENDARIO DE INGRESOS ESTIMADOS PARA EL EJERCICIO 2023

Concepto	ANUAL	ENERO	FEBRERO	MARZO	ABRIL	MAYO	JUNIO	JULIO	AGOSTO	SEPTIEMBRE	OCTUBRE	NOVIEMBRE	DICIEMBRE
ACCESORIOS DE PRODUCTOS	\$0.00	\$0.00	\$0.00	\$0.00	\$0.00	\$0.00	\$0.00	\$0.00	\$0.00	\$0.00	\$0.00	\$0.00	\$0.00
REZAGOS O RECARGOS DE PRODUCTOS	\$0.00	\$0.00	\$0.00	\$0.00	\$0.00	\$0.00	\$0.00	\$0.00	\$0.00	\$0.00	\$0.00	\$0.00	\$0.00
OTROS PRODUCTOS QUE GENERAN INGRESOS CORRIENTES	\$7,379.97	\$442.96	\$480.39	\$753.05	\$675.00	\$628.57	\$628.57	\$628.57	\$628.57	\$628.57	\$628.57	\$628.57	\$628.58
PRODUCTOS DERIVADOS DE BIENES MUEBLES	\$0.00	\$0.00	\$0.00	\$0.00	\$0.00	\$0.00	\$0.00	\$0.00	\$0.00	\$0.00	\$0.00	\$0.00	\$0.00
PRODUCTOS FINANCIEROS (ORDINARIOS)	\$7,379.97	\$442.96	\$480.39	\$753.05	\$675.00	\$628.57	\$628.57	\$628.57	\$628.57	\$628.57	\$628.57	\$628.57	\$628.58
PRODUCTOS FINANCIEROS (CAPUFE)	\$0.00	\$0.00	\$0.00	\$0.00	\$0.00	\$0.00	\$0.00	\$0.00	\$0.00	\$0.00	\$0.00	\$0.00	\$0.00
PRODUCTOS FINANCIEROS (OTROS CONVENIDOS)	\$0.00	\$0.00	\$0.00	\$0.00	\$0.00	\$0.00	\$0.00	\$0.00	\$0.00	\$0.00	\$0.00	\$0.00	\$0.00
PRODUCTOS FINANCIEROS (ADICIONALES ESTATALES)	\$0.00	\$0.00	\$0.00	\$0.00	\$0.00	\$0.00	\$0.00	\$0.00	\$0.00	\$0.00	\$0.00	\$0.00	\$0.00
PRODUCTOS FINANCIEROS (OTROS SUBSIDIOS)	\$0.00	\$0.00	\$0.00	\$0.00	\$0.00	\$0.00	\$0.00	\$0.00	\$0.00	\$0.00	\$0.00	\$0.00	\$0.00
PRODUCTOS FINANCIEROS (FINANCIAMIENTOS Y EMPRÉSTITOS)	\$0.00	\$0.00	\$0.00	\$0.00	\$0.00	\$0.00	\$0.00	\$0.00	\$0.00	\$0.00	\$0.00	\$0.00	\$0.00
OTROS PRODUCTOS	\$0.00	\$0.00	\$0.00	\$0.00	\$0.00	\$0.00	\$0.00	\$0.00	\$0.00	\$0.00	\$0.00	\$0.00	\$0.00
APROVECHAMIENTOS	\$504,816.40	\$4,000.00	\$37,742.05	\$11,100.00	\$6,000.00	\$24,793.92	\$7,000.00	\$6,500.00	\$8,000.00	\$8,200.00	\$8,500.00	\$7,500.00	\$375,480.43
APROVECHAMIENTOS DE TIPO CORRIENTE	\$504,816.40	\$4,000.00	\$37,742.05	\$11,100.00	\$6,000.00	\$24,793.92	\$7,000.00	\$6,500.00	\$8,000.00	\$8,200.00	\$8,500.00	\$7,500.00	\$375,480.43
INCENTIVOS DERIVADOS DE LA COLABORACIÓN FISCAL	\$31,742.05	\$0.00	\$31,742.05	\$0.00	\$0.00	\$0.00	\$0.00	\$0.00	\$0.00	\$0.00	\$0.00	\$0.00	\$0.00
ISR PARTICIPABLE	\$31,742.05	\$0.00	\$31,742.05	\$0.00	\$0.00	\$0.00	\$0.00	\$0.00	\$0.00	\$0.00	\$0.00	\$0.00	\$0.00
MULTAS	\$87,266.67	\$4,000.00	\$6,000.00	\$11,100.00	\$6,000.00	\$7,500.00	\$7,000.00	\$6,500.00	\$8,000.00	\$8,200.00	\$8,500.00	\$7,500.00	\$6,966.67
MULTAS	\$87,266.67	\$4,000.00	\$6,000.00	\$11,100.00	\$6,000.00	\$7,500.00	\$7,000.00	\$6,500.00	\$8,000.00	\$8,200.00	\$8,500.00	\$7,500.00	\$6,966.67
INDEMNIZACIONES	\$0.00	\$0.00	\$0.00	\$0.00	\$0.00	\$0.00	\$0.00	\$0.00	\$0.00	\$0.00	\$0.00	\$0.00	\$0.00
INDEMNIZACIONES	\$0.00	\$0.00	\$0.00	\$0.00	\$0.00	\$0.00	\$0.00	\$0.00	\$0.00	\$0.00	\$0.00	\$0.00	\$0.00
REINTEGROS	\$0.00	\$0.00	\$0.00	\$0.00	\$0.00	\$0.00	\$0.00	\$0.00	\$0.00	\$0.00	\$0.00	\$0.00	\$0.00
REINTEGROS Y ALCANCES	\$0.00	\$0.00	\$0.00	\$0.00	\$0.00	\$0.00	\$0.00	\$0.00	\$0.00	\$0.00	\$0.00	\$0.00	\$0.00
APROVECHAMIENTOS PROVENIENTES DE OBRAS PÚBLICAS	\$385,807.68	\$0.00	\$0.00	\$0.00	\$0.00	\$17,293.92	\$0.00	\$0.00	\$0.00	\$0.00	\$0.00	\$0.00	\$368,513.76
RETENCIONES DE OBRA PÚBLICA	\$385,807.68	\$0.00	\$0.00	\$0.00	\$0.00	\$17,293.92	\$0.00	\$0.00	\$0.00	\$0.00	\$0.00	\$0.00	\$368,513.76
APROVECHAMIENTOS POR APORTACIONES Y COOPERACIONES	\$0.00	\$0.00	\$0.00	\$0.00	\$0.00	\$0.00	\$0.00	\$0.00	\$0.00	\$0.00	\$0.00	\$0.00	\$0.00
DONATIVOS, HERENCIAS Y LEGADOS A FAVOR DEL MUNICIPIO	\$0.00	\$0.00	\$0.00	\$0.00	\$0.00	\$0.00	\$0.00	\$0.00	\$0.00	\$0.00	\$0.00	\$0.00	\$0.00
ACCESORIOS DE APROVECHAMIENTOS	\$0.00	\$0.00	\$0.00	\$0.00	\$0.00	\$0.00	\$0.00	\$0.00	\$0.00	\$0.00	\$0.00	\$0.00	\$0.00

Fecha: 11/05/2023



TESORERÍA



PRESIDENCIA MUNICIPAL

ACACOYAGUA
CALENDARIO DE INGRESOS ESTIMADOS PARA EL EJERCICIO 2023

Concepto	ANUAL	ENERO	FEBRERO	MARZO	ABRIL	MAYO	JUNIO	JULIO	AGOSTO	SEPTIEMBRE	OCTUBRE	NOVIEMBRE	DICIEMBRE
REZAGOS O RECARGOS DE APROVECHAMIENTOS	\$0.00	\$0.00	\$0.00	\$0.00	\$0.00	\$0.00	\$0.00	\$0.00	\$0.00	\$0.00	\$0.00	\$0.00	\$0.00
OTROS APROVECHAMIENTOS	\$0.00	\$0.00	\$0.00	\$0.00	\$0.00	\$0.00	\$0.00	\$0.00	\$0.00	\$0.00	\$0.00	\$0.00	\$0.00
REPARACIÓN DEL DAÑO	\$0.00	\$0.00	\$0.00	\$0.00	\$0.00	\$0.00	\$0.00	\$0.00	\$0.00	\$0.00	\$0.00	\$0.00	\$0.00
CONCESIONES PARA LA EXPLOTACIÓN DE BIENES PATRIMONIALES	\$0.00	\$0.00	\$0.00	\$0.00	\$0.00	\$0.00	\$0.00	\$0.00	\$0.00	\$0.00	\$0.00	\$0.00	\$0.00
RESTITUCIONES QUE POR CUALQUIER CAUSA SE HAGAN AL FISCO	\$0.00	\$0.00	\$0.00	\$0.00	\$0.00	\$0.00	\$0.00	\$0.00	\$0.00	\$0.00	\$0.00	\$0.00	\$0.00
TESOROS	\$0.00	\$0.00	\$0.00	\$0.00	\$0.00	\$0.00	\$0.00	\$0.00	\$0.00	\$0.00	\$0.00	\$0.00	\$0.00
RENDIMIENTOS POR ADQUISICIONES DE BIENES	\$0.00	\$0.00	\$0.00	\$0.00	\$0.00	\$0.00	\$0.00	\$0.00	\$0.00	\$0.00	\$0.00	\$0.00	\$0.00
FIANZAS O CAUCIONES QUE LA AUTORIDAD ADMINISTRATIVA ORDENE HACER EFECTIVA	\$0.00	\$0.00	\$0.00	\$0.00	\$0.00	\$0.00	\$0.00	\$0.00	\$0.00	\$0.00	\$0.00	\$0.00	\$0.00
GASTOS DE EJECUCIÓN	\$0.00	\$0.00	\$0.00	\$0.00	\$0.00	\$0.00	\$0.00	\$0.00	\$0.00	\$0.00	\$0.00	\$0.00	\$0.00
INGRESOS POR VENTAS DE BIENES Y SERVICIOS	\$0.00	\$0.00	\$0.00	\$0.00	\$0.00	\$0.00	\$0.00	\$0.00	\$0.00	\$0.00	\$0.00	\$0.00	\$0.00
INGRESOS POR VENTA DE BIENES Y SERVICIOS PRODUCIDOS EN ESTABLECIMIENTOS DEL GOBIERNO CENTRAL	\$0.00	\$0.00	\$0.00	\$0.00	\$0.00	\$0.00	\$0.00	\$0.00	\$0.00	\$0.00	\$0.00	\$0.00	\$0.00
INGRESOS PROPIOS DE ENTES DESCENTRALIZADOS	\$0.00	\$0.00	\$0.00	\$0.00	\$0.00	\$0.00	\$0.00	\$0.00	\$0.00	\$0.00	\$0.00	\$0.00	\$0.00
DIF MUNICIPAL	\$0.00	\$0.00	\$0.00	\$0.00	\$0.00	\$0.00	\$0.00	\$0.00	\$0.00	\$0.00	\$0.00	\$0.00	\$0.00
SISTEMA DE AGUA POTABLE	\$0.00	\$0.00	\$0.00	\$0.00	\$0.00	\$0.00	\$0.00	\$0.00	\$0.00	\$0.00	\$0.00	\$0.00	\$0.00
OTROS	\$0.00	\$0.00	\$0.00	\$0.00	\$0.00	\$0.00	\$0.00	\$0.00	\$0.00	\$0.00	\$0.00	\$0.00	\$0.00
PARTICIPACIONES Y APORTACIONES	\$89,384,877.62	\$9,232,573.14	\$9,746,329.43	\$9,020,044.16	\$9,723,099.51	\$9,154,617.90	\$9,154,617.90	\$9,154,617.90	\$9,154,617.90	\$6,726,857.90	\$3,650,516.90	\$2,362,201.90	\$2,304,783.08
PARTICIPACIONES	\$28,760,969.62	\$2,382,738.14	\$2,896,494.43	\$2,170,209.16	\$2,873,264.51	\$2,304,782.90	\$2,304,782.90	\$2,304,782.90	\$2,304,782.90	\$2,304,782.90	\$2,304,782.90	\$2,304,782.90	\$2,304,783.08
RAMO 28	\$28,760,969.62	\$2,382,738.14	\$2,896,494.43	\$2,170,209.16	\$2,873,264.51	\$2,304,782.90	\$2,304,782.90	\$2,304,782.90	\$2,304,782.90	\$2,304,782.90	\$2,304,782.90	\$2,304,782.90	\$2,304,783.08
FONDO GENERAL DE PARTICIPACIONES	\$25,197,726.48	\$2,065,080.89	\$2,470,941.74	\$1,882,613.17	\$2,477,376.22	\$2,037,714.30	\$2,037,714.30	\$2,037,714.30	\$2,037,714.30	\$2,037,714.30	\$2,037,714.30	\$2,037,714.30	\$2,037,714.36
FONDO DE FOMENTO MUNICIPAL	\$3,190,447.03	\$286,950.81	\$379,595.35	\$252,360.51	\$362,201.49	\$238,667.35	\$238,667.35	\$238,667.35	\$238,667.35	\$238,667.35	\$238,667.35	\$238,667.35	\$238,667.42
IMPUESTOS ESPECIALES SOBRE PRODUCTOS Y SERVICIOS	\$196,116.13	\$12,271.74	\$21,748.02	\$15,957.61	\$15,733.46	\$16,300.66	\$16,300.66	\$16,300.66	\$16,300.66	\$16,300.66	\$16,300.66	\$16,300.66	\$16,300.68
IMPUESTO SOBRE AUTOMÓVILES NUEVOS	\$176,679.98	\$18,434.70	\$24,209.32	\$19,277.87	\$17,953.34	\$12,100.59	\$12,100.59	\$12,100.59	\$12,100.59	\$12,100.59	\$12,100.59	\$12,100.59	\$12,100.62
TENENCIA	\$0.00	\$0.00	\$0.00	\$0.00	\$0.00	\$0.00	\$0.00	\$0.00	\$0.00	\$0.00	\$0.00	\$0.00	\$0.00
FONDO DE FISCALIZACIÓN	\$0.00	\$0.00	\$0.00	\$0.00	\$0.00	\$0.00	\$0.00	\$0.00	\$0.00	\$0.00	\$0.00	\$0.00	\$0.00

Fecha: 11/05/2023




ACACOYAGUA

CALENDARIO DE INGRESOS ESTIMADOS PARA EL EJERCICIO 2023

Concepto	ANUAL	ENERO	FEBRERO	MARZO	ABRIL	MAYO	JUNIO	JULIO	AGOSTO	SEPTIEMBRE	OCTUBRE	NOVIEMBRE	DECIEMBRE
PARTICIPACIÓN DEL IMPUESTO A LA VENTA FINAL DE GASOLINAS Y DIESEL	\$0.00	\$0.00	\$0.00	\$0.00	\$0.00	\$0.00	\$0.00	\$0.00	\$0.00	\$0.00	\$0.00	\$0.00	\$0.00
FONDO DE COMPENSACIÓN	\$0.00	\$0.00	\$0.00	\$0.00	\$0.00	\$0.00	\$0.00	\$0.00	\$0.00	\$0.00	\$0.00	\$0.00	\$0.00
FONDO DE EXTRACCIÓN DE HIDROCARBUROS	\$0.00	\$0.00	\$0.00	\$0.00	\$0.00	\$0.00	\$0.00	\$0.00	\$0.00	\$0.00	\$0.00	\$0.00	\$0.00
IMPUESTOS LOCALES A LA VENTA FINAL DE LOS BIENES GRAVADOS CON EL IMPUESTO ESPECIAL SOBRE PRODUCCIÓN Y SERVICIOS	\$0.00	\$0.00	\$0.00	\$0.00	\$0.00	\$0.00	\$0.00	\$0.00	\$0.00	\$0.00	\$0.00	\$0.00	\$0.00
APORTACIONES	\$60,623,908.00	\$6,849,835.00	\$6,849,835.00	\$6,849,835.00	\$6,849,835.00	\$6,849,835.00	\$6,849,835.00	\$6,849,835.00	\$6,849,835.00	\$4,422,075.00	\$1,345,734.00	\$57,419.00	\$0.00
RAMO 33 F-III	\$47,109,149.00	\$5,504,101.00	\$5,504,101.00	\$5,504,101.00	\$5,504,101.00	\$5,504,101.00	\$5,504,101.00	\$5,504,101.00	\$5,504,101.00	\$3,076,341.00	\$0.00	\$0.00	\$0.00
FONDO DE INFRAESTRUCTURA SOCIAL MUNICIPAL (FISM)	\$47,109,149.00	\$5,504,101.00	\$5,504,101.00	\$5,504,101.00	\$5,504,101.00	\$5,504,101.00	\$5,504,101.00	\$5,504,101.00	\$5,504,101.00	\$3,076,341.00	\$0.00	\$0.00	\$0.00
PRODUCTOS FINANCIEROS DEL RAMO 33-FISM	\$0.00	\$0.00	\$0.00	\$0.00	\$0.00	\$0.00	\$0.00	\$0.00	\$0.00	\$0.00	\$0.00	\$0.00	\$0.00
PRODUCTOS FINANCIEROS DEL RAMO 33-FISM DE EJERCICIOS ANTERIORES	\$0.00	\$0.00	\$0.00	\$0.00	\$0.00	\$0.00	\$0.00	\$0.00	\$0.00	\$0.00	\$0.00	\$0.00	\$0.00
RAMO 33 F-IV	\$13,514,759.00	\$1,345,734.00	\$1,345,734.00	\$1,345,734.00	\$1,345,734.00	\$1,345,734.00	\$1,345,734.00	\$1,345,734.00	\$1,345,734.00	\$1,345,734.00	\$1,345,734.00	\$57,419.00	\$0.00
FONDO DE APORTACIONES PARA EL FORTALECIMIENTO MUNICIPAL (FORTAMUN)	\$13,514,759.00	\$1,345,734.00	\$1,345,734.00	\$1,345,734.00	\$1,345,734.00	\$1,345,734.00	\$1,345,734.00	\$1,345,734.00	\$1,345,734.00	\$1,345,734.00	\$1,345,734.00	\$57,419.00	\$0.00
PRODUCTOS FINANCIEROS DEL RAMO 33-FORTAMUN	\$0.00	\$0.00	\$0.00	\$0.00	\$0.00	\$0.00	\$0.00	\$0.00	\$0.00	\$0.00	\$0.00	\$0.00	\$0.00
PRODUCTOS FINANCIEROS DEL RAMO 33-FORTAMUN DE EJERCICIOS ANTERIORES	\$0.00	\$0.00	\$0.00	\$0.00	\$0.00	\$0.00	\$0.00	\$0.00	\$0.00	\$0.00	\$0.00	\$0.00	\$0.00
CONVENIDOS	\$0.00	\$0.00	\$0.00	\$0.00	\$0.00	\$0.00	\$0.00	\$0.00	\$0.00	\$0.00	\$0.00	\$0.00	\$0.00
CONVENIDOS	\$0.00	\$0.00	\$0.00	\$0.00	\$0.00	\$0.00	\$0.00	\$0.00	\$0.00	\$0.00	\$0.00	\$0.00	\$0.00
CAPUFE	\$0.00	\$0.00	\$0.00	\$0.00	\$0.00	\$0.00	\$0.00	\$0.00	\$0.00	\$0.00	\$0.00	\$0.00	\$0.00
BEBIDAS ALCOHÓLICAS	\$0.00	\$0.00	\$0.00	\$0.00	\$0.00	\$0.00	\$0.00	\$0.00	\$0.00	\$0.00	\$0.00	\$0.00	\$0.00
REGISTRO CIVIL	\$0.00	\$0.00	\$0.00	\$0.00	\$0.00	\$0.00	\$0.00	\$0.00	\$0.00	\$0.00	\$0.00	\$0.00	\$0.00
ZONA FEDERAL MARÍTIMO TERRESTRE	\$0.00	\$0.00	\$0.00	\$0.00	\$0.00	\$0.00	\$0.00	\$0.00	\$0.00	\$0.00	\$0.00	\$0.00	\$0.00
VIGILANCIA Y CONTROL DE MERCANCÍA EXTRANJERA	\$0.00	\$0.00	\$0.00	\$0.00	\$0.00	\$0.00	\$0.00	\$0.00	\$0.00	\$0.00	\$0.00	\$0.00	\$0.00
USO, GOCE O APROVECHAMIENTO DE INMUEBLES UBICADOS EN ZONAS CONTIGUAS A CAUCES DE CORRIENTES Y VASOS O DEPÓSITOS DE PROPIEDAD NACIONAL	\$0.00	\$0.00	\$0.00	\$0.00	\$0.00	\$0.00	\$0.00	\$0.00	\$0.00	\$0.00	\$0.00	\$0.00	\$0.00

Fecha: 11/05/2023



TESORERÍA



PRESIDENCIA MUNICIPAL

ACACOYAGUA
CALENDARIO DE INGRESOS ESTIMADOS PARA EL EJERCICIO 2023

Concepto	ANUAL	ENERO	FEBRERO	MARZO	ABRIL	MAYO	JUNIO	JULIO	AGOSTO	SEPTIEMBRE	OCTUBRE	NOVIEMBRE	DICIEMBRE
OTROS	\$0.00	\$0.00	\$0.00	\$0.00	\$0.00	\$0.00	\$0.00	\$0.00	\$0.00	\$0.00	\$0.00	\$0.00	\$0.00
TRANSFERENCIAS, ASIGNACIONES, SUBSIDIOS Y OTRAS AYUDAS	\$0.00	\$0.00	\$0.00	\$0.00	\$0.00	\$0.00	\$0.00	\$0.00	\$0.00	\$0.00	\$0.00	\$0.00	\$0.00
TRANSFERENCIAS INTERNAS Y ASIGNACIONES AL SECTOR PÚBLICO	\$0.00	\$0.00	\$0.00	\$0.00	\$0.00	\$0.00	\$0.00	\$0.00	\$0.00	\$0.00	\$0.00	\$0.00	\$0.00
ADICIONALES ESTATALES	\$0.00	\$0.00	\$0.00	\$0.00	\$0.00	\$0.00	\$0.00	\$0.00	\$0.00	\$0.00	\$0.00	\$0.00	\$0.00
TRANSFERENCIAS ESTATALES	\$0.00	\$0.00	\$0.00	\$0.00	\$0.00	\$0.00	\$0.00	\$0.00	\$0.00	\$0.00	\$0.00	\$0.00	\$0.00
RECURSOS ESPECIALES O ACCIDENTALES	\$0.00	\$0.00	\$0.00	\$0.00	\$0.00	\$0.00	\$0.00	\$0.00	\$0.00	\$0.00	\$0.00	\$0.00	\$0.00
CONTRIBUCIONES ESPECIALES	\$0.00	\$0.00	\$0.00	\$0.00	\$0.00	\$0.00	\$0.00	\$0.00	\$0.00	\$0.00	\$0.00	\$0.00	\$0.00
TRANSFERENCIAS	\$0.00	\$0.00	\$0.00	\$0.00	\$0.00	\$0.00	\$0.00	\$0.00	\$0.00	\$0.00	\$0.00	\$0.00	\$0.00
TRANSFERENCIAS A ENTES PÚBLICOS DESCONCENTRADOS	\$0.00	\$0.00	\$0.00	\$0.00	\$0.00	\$0.00	\$0.00	\$0.00	\$0.00	\$0.00	\$0.00	\$0.00	\$0.00
SUBSIDIOS Y SUBVENCIONES	\$0.00	\$0.00	\$0.00	\$0.00	\$0.00	\$0.00	\$0.00	\$0.00	\$0.00	\$0.00	\$0.00	\$0.00	\$0.00
OTROS SUBSIDIOS Y APORTACIONES	\$0.00	\$0.00	\$0.00	\$0.00	\$0.00	\$0.00	\$0.00	\$0.00	\$0.00	\$0.00	\$0.00	\$0.00	\$0.00
OTROS SUBSIDIOS Y APORTACIONES	\$0.00	\$0.00	\$0.00	\$0.00	\$0.00	\$0.00	\$0.00	\$0.00	\$0.00	\$0.00	\$0.00	\$0.00	\$0.00
SUBSIDIO A ENTES PÚBLICOS DESCENTRALIZADOS	\$0.00	\$0.00	\$0.00	\$0.00	\$0.00	\$0.00	\$0.00	\$0.00	\$0.00	\$0.00	\$0.00	\$0.00	\$0.00
INGRESOS FINANCIEROS	\$0.00	\$0.00	\$0.00	\$0.00	\$0.00	\$0.00	\$0.00	\$0.00	\$0.00	\$0.00	\$0.00	\$0.00	\$0.00
ENDEUDAMIENTO INTERNO	\$0.00	\$0.00	\$0.00	\$0.00	\$0.00	\$0.00	\$0.00	\$0.00	\$0.00	\$0.00	\$0.00	\$0.00	\$0.00
OTROS INGRESOS FINANCIEROS	\$0.00	\$0.00	\$0.00	\$0.00	\$0.00	\$0.00	\$0.00	\$0.00	\$0.00	\$0.00	\$0.00	\$0.00	\$0.00
PRÉSTAMOS DE INSTITUCIONES FINANCIERAS A CORTO PLAZO	\$0.00	\$0.00	\$0.00	\$0.00	\$0.00	\$0.00	\$0.00	\$0.00	\$0.00	\$0.00	\$0.00	\$0.00	\$0.00
PRÉSTAMOS DE INSTITUCIONES FINANCIERAS A LARGO PLAZO	\$0.00	\$0.00	\$0.00	\$0.00	\$0.00	\$0.00	\$0.00	\$0.00	\$0.00	\$0.00	\$0.00	\$0.00	\$0.00
PRÉSTAMOS GUBERNAMENTALES A CORTO PLAZO	\$0.00	\$0.00	\$0.00	\$0.00	\$0.00	\$0.00	\$0.00	\$0.00	\$0.00	\$0.00	\$0.00	\$0.00	\$0.00
PRÉSTAMOS GUBERNAMENTALES A LARGO PLAZO	\$0.00	\$0.00	\$0.00	\$0.00	\$0.00	\$0.00	\$0.00	\$0.00	\$0.00	\$0.00	\$0.00	\$0.00	\$0.00

Fecha: 11/05/2023



TESORERÍA



PRESIDENCIA MUNICIPAL